

TECHNOPORT Entry Gates



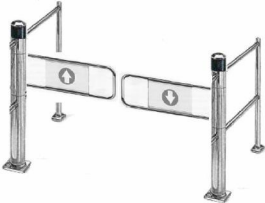
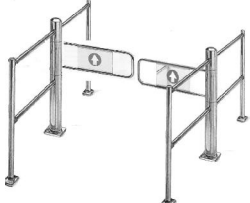
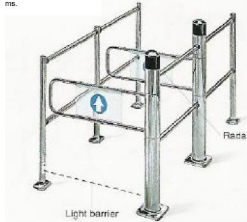
- **“EXCELLENCE”** in automatic entry gates!
- **Highly flexible options to suit any entrance**



- **ALARM SYSTEM** – when thieves push it backwards
- **SUPERIOR RADAR SENSORS**

- **OPTIONAL OPERATOR CONSOLE** – is bi-directional
- **TECHNOPORT R SECURITY OPTION** – H pattern radar gate which stays permanently open. It shuts and alarms if a customer or thief attempts to exit.

TECHNOPORT Entry Gates

COMMON OPTIONS*	RRP (ex-gst)
Radar Post & Boom Only	\$POA
Radar U Shape gate 	\$POA
Infra Red H Shape Gate 	\$POA
Radar Double U Shape Gate 	\$POA
Infra-Red Double H Shape Gate 	\$POA
Tandem Radar/Beam 	\$POA

* Signs and profiles for the booms are included in the price

CHOOSE

Left or Right Opening Gate?
U shape or H shape?
Radar or Infra Red?
Single or Double?
Tandem?

More Information?

- Call Brice Sales Manager on (07) 3205 1077
- Email : sales@briceql.com.au

Get a Quote?

- Fax us your store plan on (07) 3205 1144
- We can quote "gate only" or "+ installation"
- Brice technicians are the Wanzl experts.

CHECK-OUT GATES



Variable Width gates

- extend to suit the checkout
EG. Pole mounted, 750mm high

Mounted on:	Gate Height	Extension Width	RRP (ex-gst)
Pole	300mm	500- 750mm	\$POA
"	750mm	530- 730mm	\$POA
"	"	630- 930mm	\$POA
"	"	800-1200mm	\$POA
Check-out	300mm	500- 750mm	\$POA
"	750mm	530- 730mm	\$POA
"	"	630- 930mm	\$POA
"	"	800-1200mm	\$POA