


Mechanical Turnstiles

- The safety turnstile
- Double Anti-Panic Function!!

Swing-out Turnstile
with connectors for the Classic guidance system. Standard equipment: double anti-panic function.

Stable Posts
Exemplary functional design, ensures high stability and long lifetime. Tubes welded to turnstile head. Tube Ø 32 mm.

Uprights with half-round bow
made of steel tubes, Ø 50 mm, with round or cornered foot cover plates.




Surface Finishes
The safety turnstile and vant support feet are av with the following finish

-  High-gloss ch
-  Coloured pla powder coat
-  Stainless ste



TUV Certified Safety
The safety turnstile meets the requirements of the law on the safety of machinery and was granted the "GS" quality safety mark.



Turnstile Foot with Integrated Roller
To prevent damages to the floor when swinging the turnstile open.



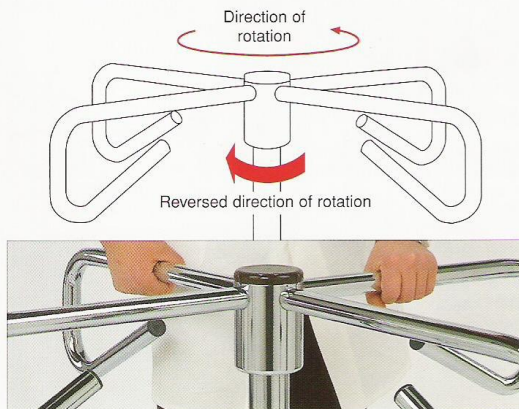
Turnstile Lo
made of spe



Standard Equipment: Double Anti-Panic Function

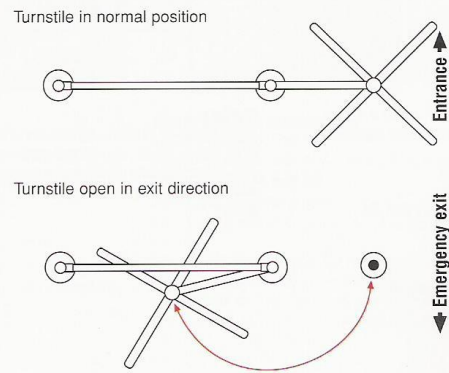
Fixed Turnstile

Anti-Panic Function 1
At a counterpressure of approx. 30 kp (295 N), the direction of rotation is reversed. Therefore, persons stuck in the turnstile cannot be injured. After a 90° rotation, the turnstile engages again.



Swing-out Turnstile

Anti-Panic Function 2
At increased counterpressure, the safety turnstile is released lifting it from the turnstile lock. An emergency exit that is about mm wide opens in exit direction.



wanzl Safety Turnstile

Mechanical Turnstiles

- The safety turnstile
- Double Anti-Panic Function!!

EXAMPLE

A large Supermarket opted to have automatic Ecoport gates at one end of the store catering for his wheelies and his mothers with prams, and went for a less costly traditional turnstile entrance at the other end.



MECHANICAL TURNSTILES	RRP (ex-gst)
SWING OUT TURNSTILE (TURNSTILE + POST ONLY)	\$POA
BOW TO SUIT TURNSTILE	\$POA

NB. The turnstile needs the opposing "bow" to work.

*CONSIDERATION – Must legally consider wheelchair access and also pram access.

More Information? - Call Brice Sales Manager on (07) 3205 1077

Or

- Email : sales@briceqld.com.au

Get a Quote?

- Fax us your store plan on (07) 3205 1144
- we can quote "gate only" or "+ installation"
- Brice technicians are the Wanzl experts.